



Sea Scouting

Information of primary interest to Sea Scout Groups and Units

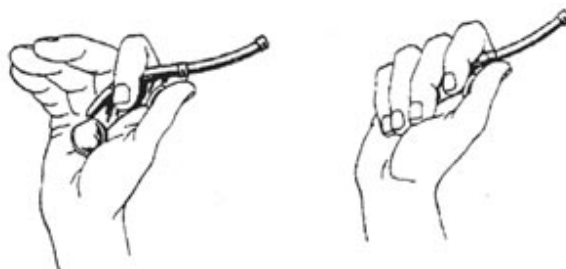
BOSUN'S CALL

Piping

The call should be held between the index finger and thumb, with the thumb on or near the shackle. The side of the buoy rests against the palm of the hand and the fingers close over the gun and buoy hole in position to throttle the exit of air from the buoy to the desired amount. Care should be taken not to touch the hole of the buoy or the end of the gun, or the sound will be choked.

There are two main notes; the low and the high, and three tones; the plain, the warble and the trill.

The **low note** is produced by blowing steadily into the mouth of the gun with the hole of the buoy unobstructed by the fingers.



The **high note** is produced by throttling the exit of air from the hole of the buoy. This is done by closing the fingers around the buoy, taking care not to touch the edge of the hole or the end of the gun.

The **warble** is produced by blowing a series of jerks, which results in a warble similar to that of a canary.

The **trill** is produced by vibrating the tongue while blowing, as in rolling the letter R.

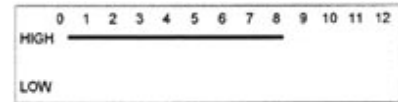


The Still and the Carry On

The two main pipes used by Sea Scouts are the 'Still' and the 'Carry On'. Each of these is described below. In Sea Scouting the two pipes make up the colours ceremony.

The Still


The still is used to call all hands to attention as a mark of respect, or to order silence on any occasion. The still is also used to announce the arrival onboard of a senior Officer. The pipe is an order in itself and does not require any verbal addition.



This is the signal for the colours to be hoisted at colours ceremony.

The Carry On

The carry on is used to cancel the still. The pipe is an order in itself and does not require any verbal addition.



This follows the still at colours.

[Acknowledgement: Thanks to 4th Knowle Sea Scouts]

Other Calls

